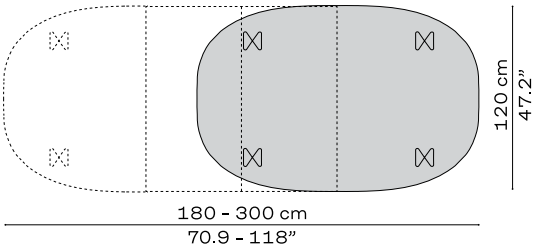
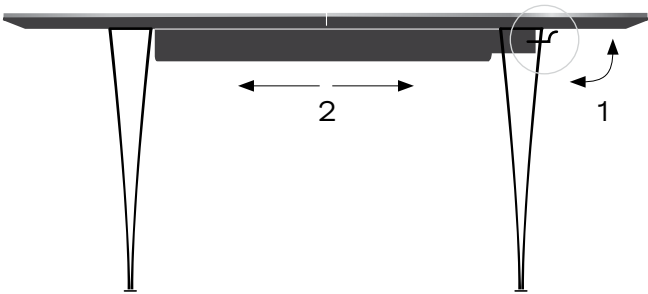
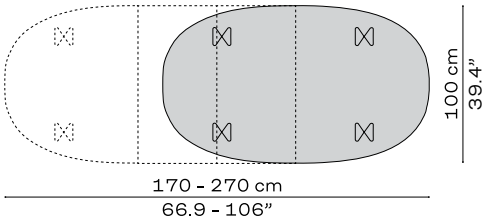


TABLE SERIES (B619 & B620)
ASSEMBLY INSTRUCTION


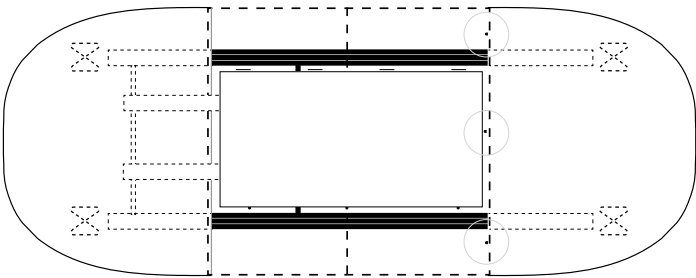
B619



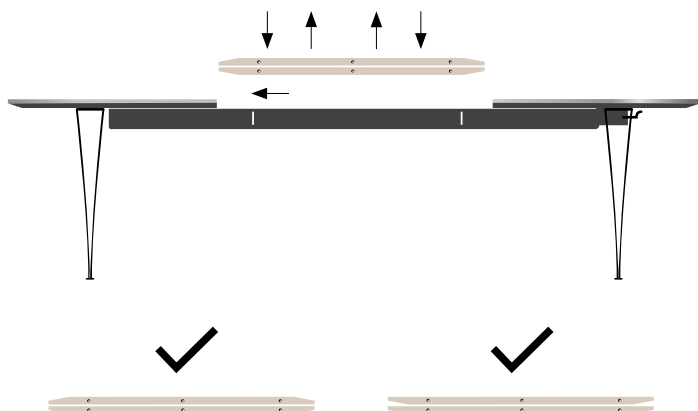
B620



1



2

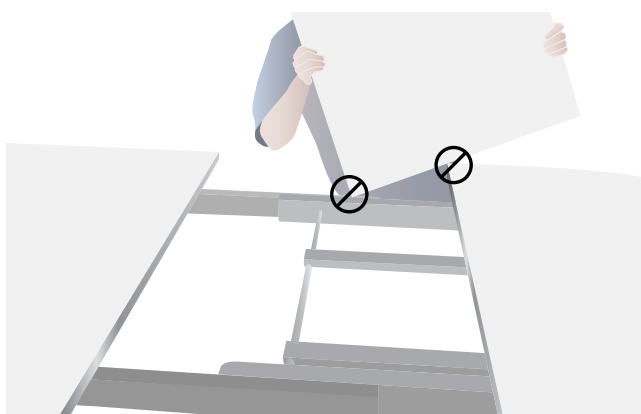
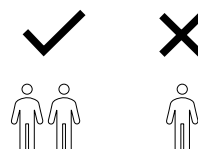


3



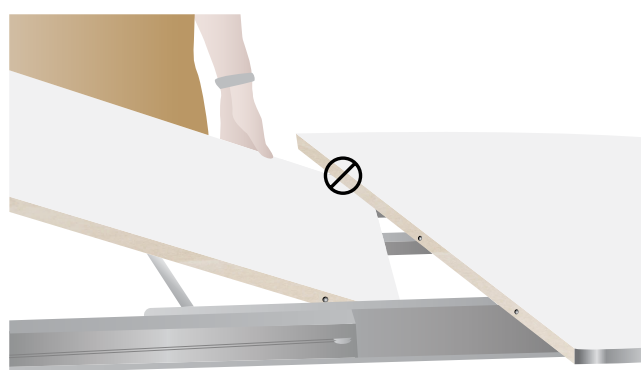
NOTICE

The extension leaf is to be handled by two people.
Be careful when placing the leaf/leaves in the extension storage.



DONT'S

Do not lean the extension leaf on the table top,
as you risk to damage the edges.



DO'S

Make sure to open the extension mechanism completely,
before inserting the extension leaf/leaves.

CLEANING & MAINTENANCE

TABLE SERIES – FENIX NTM® LAMINATE

GENERAL INFORMATION

The FENIX NTM® laminate is created with the use of nanotechnology. Its low light reflectivity ensures an opaque, anti-fingerprint surface. The material is known for its matte expression and soft touch that is easy to maintain.

FOR MAINTENANCE

Use:

- Microfiber cloths – always make sure that the cloth is thoroughly clean so it doesn't leave marks
- White melamine sponges – the sponge can be reused about 2-3 times
- Fritz Hansen Laminate Cleaner, Ajax Liquid Classic Multi Purpose Cleaner, Cillit Bang Power Cleaner Grease & Floor or similar multipurpose cleaners
- Ajax Kitchen Spray or Cillit Bang Power Cleaner Grease & Sparkle, or similar degreasers that don't contain acids

Do not use:

- Abrasive products such as sponge scourers, sandpaper or steel wool
- Dish wash detergents or soft soap, neither concentrated or dissolved in water, as well as soap flakes dissolved in water
- Highly acidic and alkaline cleaning agents
- Furniture polish and wax-based cleaners

DAILY MAINTENANCE

For daily maintenance of FENIX NTM® we recommend using a clean microfiber cloth wrung in lukewarm water mixed with Fritz Hansen Laminate Cleaner or a similar detergent. Follow the dosage instructions to obtain the best results. Use a melamine sponge (wrung in lukewarm water) about once a week – this helps cleaning the surface in depth and restoring its matte expression.

THOROUGH MAINTENANCE

For thorough maintenance of the FENIX NTM® surface we recommend using a white melamine sponge along with a grease-dissolving detergent that doesn't contain acids. Spray it onto the surface and rub the sponge in circles. Make sure that the entire surface of the table top is rubbed; otherwise, the difference between the cleansed and the not cleansed area will remain visible. Rinse thoroughly using a microfiber cloth wrung in clean water. After this type of in-depth cleaning we recommend discarding the melamine sponge.

Note: if a larger area has collected dirt over time, we recommend initiating the thorough cleaning with rubbing the table using a dry melamine sponge. This helps remove grease and soap residue, if the surface has previously been cleaned with soap based detergents. This process is especially suitable for the light coloured surfaces.

LAMINATE CLEANER

Laminate cleaner for FENIX NTM® laminate. The product has been specially developed for efficient cleaning of Fritz Hansen laminate tabletops.

Note: The laminate cleaner is only for new tables produced after 2017. Laminate cleaner is specially designed for efficient, periodic cleaning and protection of FENIX NTM® laminate tabletops.

How to use:

1. Spray the laminate cleaner directly onto the surface
2. Wait a few minutes and then wipe the table with a dry clean cloth
3. Remove streaks using a hard-woven cloth and wipe with a clean, dry cloth

Laminate cleaner contains 500 ml and can be purchased from your Fritz Hansen dealer.

TYPE OF DIRT – RECOMMENDED CLEANING

Syrup, fruit juice, jam, milk, tea, coffee, wine, spirits, soap and ink:

1. Remove all stains with Fritz Hansen Laminate Cleaner or a similar detergent mixed in water as the dosage instructions indicate
2. Rinse thoroughly with a microfiber cloth wrung in lukewarm water

Animal and vegetable fats, sauces, egg, smoke, lime scales, gelatine and blood:

1. Remove all stains with a grease-dissolving detergent that doesn't contain acids mixed in water as the instructions under **THOROUGH MAINTENANCE** indicate
2. Rinse thoroughly with a microfiber cloth wrung in lukewarm water

Vegetable and vinyl based glues, organic waste and gum arabic:

1. Remove as much dirt as possible using kitchen roll
2. As far as possible remove the stains with a grease-dissolving detergent that doesn't contain acids, and a melamine sponge
3. Stubborn stains can then be carefully wiped off with benzene on a microfiber cloth. Avoid rubbing heavily in one isolated place, but be gentle and get evenly around
4. Repeat the cleaning process with the degreaser and the melamine sponge
5. Rinse thoroughly with a microfiber cloth wrung in lukewarm water

Hair spray, vegetable oil, pens, wax, foundation and oily make-up, residual solvent marks, nail polish, spray lacquer, linseed oil, neoprene glues and traces of silicone:

1. Remove as much dirt as possible using kitchen roll with nail polish remover (acetone)
2. Remove the stains with a grease-dissolving detergent that doesn't contain acids, and a melamine sponge
3. Rinse thoroughly with a microfiber cloth wrung in lukewarm water

SMALL SCRATCHES REPAIR

Melamine sponge:

Rub the melamine sponge (dry or slightly damp) in a circular motion on the area where the surface is scratched. It helps restoring the matte expression on the surface.

Iron:

1. Place a slightly damp piece of paper towel on the area where the surface is scratched
2. Place the heated iron on the kitchen roll piece and move it in circular motions for about 8-10 seconds
3. Rinse thoroughly with a clean microfiber cloth and lukewarm water

General terms and conditions before use:

Fritz Hansen A/S disclaims any liability in relation to the use of the following care and cleaning products. Any use is at any time the customer's own responsibility.

The maintenance guide is only indicative, by improper use the warranty will not apply.